



### District Report Card: 2017


<b>State:</b> Andaman & Nicobar Islands	<b>District:</b> Middle And North Andamans
<b>Class:</b> 8	<b>Subject:</b> Science
<b>Schools:</b> 55	<b>Students:</b> 923


### Participation/Coverage


#### Students

<div>GENDER</div> <div></div>	Boys				Girls			
	Number		%		Number		%	
	449		48.65		474		51.35	

<div>AREA</div> <div></div>	Rural				Urban			
	Number		%		Number		%	
	923		100.00		0		0.00	

<div>CATEGORY</div> <div></div>	SC		ST		OBC		GEN	
	Number	%	Number	%	Number	%	Number	%
	0	0.00	6	0.65	398	43.12	519	56.23

<div>CWSN</div> <div></div>	LD	VI	HI	S&LD	ID	Oth
	0	2	1	2	0	4

<div>Management</div> <div></div>	Government			Government-aided		
	Number		%	Number		%
	855		92.63	68		7.37

### Average Performance of Students in Science (%)

Overall	Gender		Area		Management		Social Group			
	Male	Female	Rural	Urban	Govt.	Aided	SC	ST	OBC	GEN
<b>37.93</b>	<b>36.94</b>	<b>38.86</b>	<b>37.93</b>	<b>0.00</b>	<b>37.33</b>	<b>45.49</b>	<b>0.00</b>	<b>25.56</b>	<b>39.26</b>	<b>37.05</b>

## Performance on Learning Outcomes (LOs)

Learning Outcomes	Description	Average Performance(%)
SCI703	Classifies materials and organisms based on properties/characteristics	35.28
SCI704	Conducts simple investigation to seek answers to queries	29.92
SCI705	Relates processes and phenomenon with causes	38.44
SCI708	Measures and calculates e.g., temperature; pulse rate; speed of moving objects; time period of a simple pendulum, etc.	31.53
SCI710	Plots and interprets graphs	31.63
SCI711	Constructs models using materials from surroundings and explains their working	24.28
SCI801	Differentiates materials, organism and processes	51.02
SCI804	Relates processes and phenomenon with causes	43.43
SCI805	Explains processes and phenomenon	30.71
SCI807	Measures angles of incidence and reflection, etc.	39.87
SCI811	Applies learning of scientific concepts in day-to-day life	35.99
SCI813	Makes efforts to protect environment	54.71

Range of Performance of Students who Answered Correctly							
Below 30%		30% - 50%		50% - 75%		Above 75%	
Number	%	Number	%	Number	%	Number	%
339	36.73	359	38.89	195	21.13	30	3.25

## Lowest Performing Learning Outcomes (LOs)

- 1 - Constructs models using materials from surroundings and explains their working (24.28)
- 2 - Conducts simple investigation to seek answers to queries (29.92)
- 3 - Explains processes and phenomenon (30.71)
- 4 - Measures and calculates e.g., temperature; pulse rate; speed of moving objects; time period of a simple pendulum, etc. (31.53)
- 5 - Plots and interprets graphs (31.63)